

# TOPDRIVE

## ACTUATOR



Electro-thermal actuators in the operating mode normally closed for heating circuit manifolds and radiator valves.

### DESCRIPTION

TopDrive actuators in the new, great design used in conjunction with room thermostats, time switches and building automation systems offer an efficient means of controlling temperatures in heating and cooling systems to suit individual requirements.

The normally closed (NC) operating mode, the easily and quickly fitted bayonet connection and the possibility of overhead installation (360° installation) ensure that the TopDrive actuators can be used for versatile applications in heating, ventilation, air conditioning and sanitary systems.

Homes, offices, schools, hotels, etc. are typical examples of properties with high saving potential, since heating and cooling systems are consistently used only as and when required.

Internal visual indication of valve position is standard and serves as a functional control feature during installation, commissioning and monitoring.

### INSTALLATION POSITION

360° installation

### ADVANTAGES

- Protection against leaking valves
- Protection rating actuator IP 44, CE
- 360° installation
- Compatible to most valve bodies
- Valve position visually indicated and tangible
- Easy installation through bayonet connector

### OPERATION

An electric resistance heats an expansion element. Any deviation from the nominal room temperature value triggers the actuator to transmit an appropriate stroke movement to the valve.

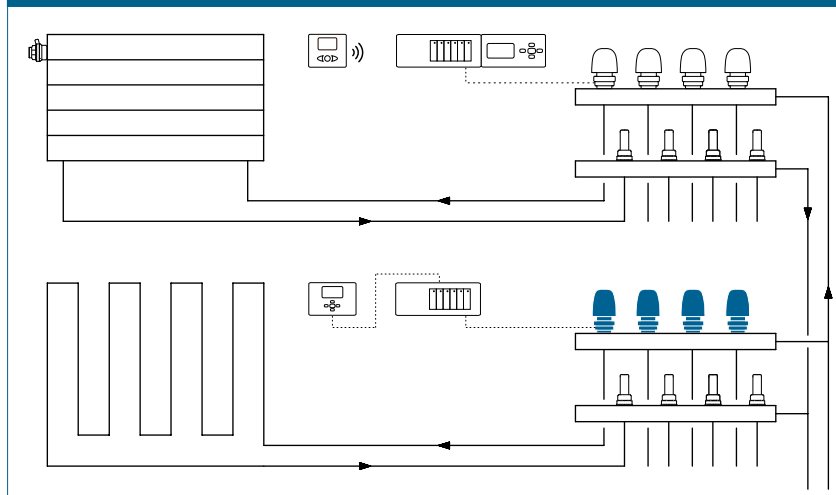
The thermostat and actuator operate according to the «ON / OFF» principle. The variable, rhythmic opening and closing, depending on the heat demand, also produces an almost continuous control characteristic. The valve is normally closed.

### BUILDING CATEGORIES

For installations in the heating and cooling area:

- Apartment blocks, housing estates, multiple dwelling units
- Residential care facilities, hospitals
- Administration and service buildings
- Hotels and restaurants, industrial kitchens
- School buildings and sports facilities
- Commercial and industrial buildings

### SYSTEM/BASIC DIAGRAM



# TOPDRIVE | ACTUATOR

## SPECIFICATION TEXT

### TECHNICAL DATA

#### General

- Type: Normally closed (NC)
- Ambient temperature: 0 ... 60°C
- Opening/closing time: Approx. 3 Min.
- Hub: 4 mm
- Nominal closing force: 100 N ± 7%
- Protection type: IP 44
- Electrical protection class II

#### Electric connection data

- Operating voltage (AC or DC): 24 V or 230 V
- Permissible voltage deviation: ±10%
- Operating efficiency: 1.6 W
- Inrush current:
  - 24V: 0.2 A for max. 1 min
  - 230V: 0.6 A for max. 100 ms
- Recommended fuse protection: 0,35 A time delay, according to DIN 41662
- Connecting cable length: 1 m
- Connection cable: 2 × 0.75 mm<sup>2</sup>, PVC

#### APPROVALS / CERTIFICATES

- CE conformity symbol
- VDE

#### ACCESSORIES

Various room thermostats and junction modules for wired and wireless applications (see separate data sheets).

#### ECO-TIP

##### SAVE ENERGY AND MONEY!

To avoid unnecessary hours of operation, the actuator should be switched off via the room thermostat out of the heating period.

## TYPE OVERVIEW

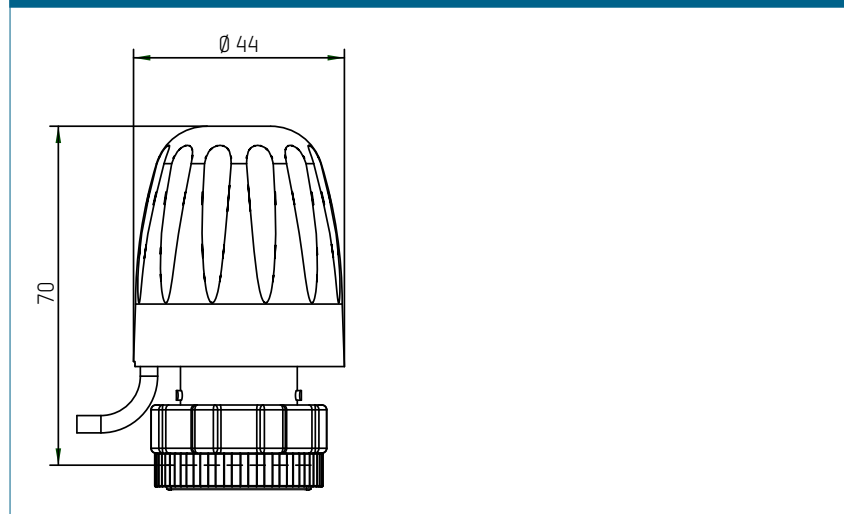
TopDrive | Electro-Thermal Actuator, Function NC (Normally Closed)

Order no. 230 V	Connection	Suitable for valves of make*
257.2055.000	M30 × 1,5	TacoSys/Heimeier/Strawa/Empur Messing/Oventrop/Delphistherm/Emmeti/Schlösser/Beulco/AC-FIX/Stramax/Roth/IVR
257.2058.000	M28 × 1,5	Herz (RV 57)
257.2062.000	M30 × 1,5	MNG/Cazzaniga/SBK/Empur-Edelstahl/SKV-Ventil frontal
257.2064.000	Adapter	Giacomini

Order no. 24 V	Connection	Suitable for valves of make*
257.1055.000	M30 × 1,5	TacoSys/Heimeier/Strawa/Empur Messing/Oventrop/Delphistherm/Emmeti/Schlösser/Beulco/AC-FIX/Stramax/Roth/IVR
257.1058.000	M28 × 1,5	Herz (RV 57)
257.1062.000	M30 × 1,5	MNG/Cazzaniga/SBK/Empur-Edelstahl/SKV-Ventil frontal
257.1064.000	Adapter	Giacomini

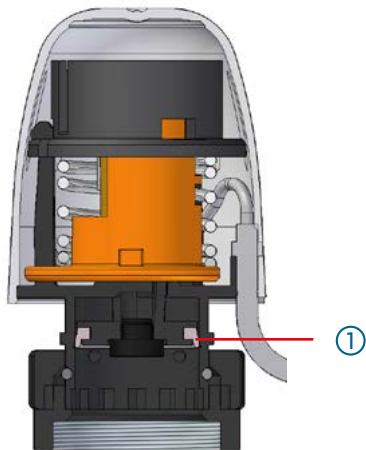
\* Further specific customer designs for all types of valve bodies on request.  
If you are unsure about valve adjustment, please contact customer service.

## DIMENSIONAL DRAWING

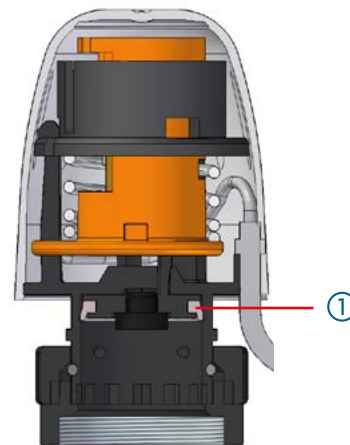


**OPERATING MODES**

Valve closed (no electric current)



Valve open (energised)

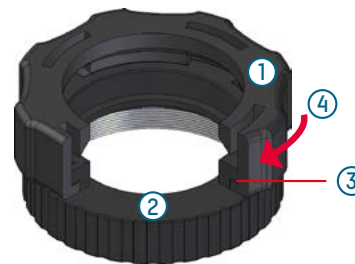


- 1 Water protection by means of form seal

**BAYONET CONNECTION**

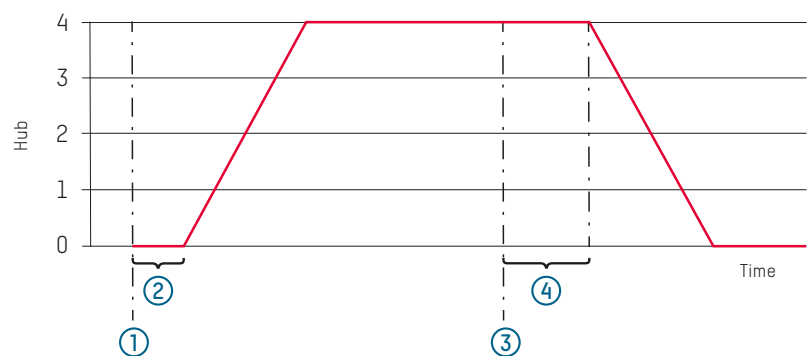
Bayonet connection with four large interlocking faces between bayonet sleeve and nut

- 1 Bayonet sleeve
- 2 Threaded bayonet-nut
- 3 Large contact surface
- 4 Turn until audible click



**CIRCUIT DIAGRAMS**

- 1 Voltage on
- 2 Dwell time on
- 3 Voltage off
- 4 Dwell time off



**CONTACT AND FURTHER INFORMATION**